

Instructions for using the CYO Score sheet:

PRE-MATCH:

- Fill in Site, Court#, Match#, Date, and Start Time
- Write team names on the correct serving side
- Make a mark in the box under First Serve when the official reports results of the pre-match conference
- Fill in starting player numbers by serving order for each team as reported on the lineup sheet, marking the captains with a 'c'
- Fill in the number of libero player as reported on the lineup sheet
- Print the name of the Referee, Umpire, and Scorekeeper
- Circle the number of the set being played

DURING THE SET:

- At the moment of contact for serve, make a circle on the first line for the first server in the scoring section.
- If the serve scores a point – put the point number in the circle and circle the corresponding point in the running score column.
- If the serve is a point for the receiving side, put an R in the circle then move to the other side of the score sheet and make a square on the 1st line
- Make a circle at the moment of contact next to the square as that team serves. The outcome of that play goes in that circle.
- Continue throughout the set with circles and squares, depending on if the point was scored while serving (circle) or receiving (square).
- If/when the Libero serves, put a triangle around the Serving Order number position in which she is serving, a triangle instead of a circle when she contacts the ball, and a triangle around any corresponding points scored in the running score column. The Libero will be able to serve only in this service position.

SUBSTITUTIONS:

- Wherever the substitution is happening, the information gets written.
- If the serving team is substituting, put an S where the next serve circle would go and then the number of the player going in over the number of the player coming out (like a fraction) i.e. serving team #3 is going in for #17 – S 3/17.
- If the receiving team is substituting, put an Sx where the next serve circle would go and then the number of the player going in over the number of the player coming out (like a fraction) i.e. receiving team #3 is going in for #17 – Sx 3/17.
- In the starting player position, slash the number of the exiting player and place the substitute's number next to the slashed starter.
- Circle the number of the substitution at the bottom of the line score – each team is allowed 18 substitutions per game, unlimited individual and the Libero does not count as a substitution.

TIME OUTS:






- If the serving team is granted a timeout, put a T where the next serve circle would go.
- If the receiving team is granted a timeout, put a Tx where the next serve circle would go.

SANCTIONS:

- All sanctions must be written in the Comments section of the score sheet and include player number or coach name, score at the time of the sanction, outcome of the sanction, and a brief description of the situation.

END OF SET:

- Fill out Winning Team and Losing Team FINAL SCORE.
- Sign the scoresheet
- Officials sign the score sheet at the end of the match.

CODE	Served	Point	Rotate	Play-over	No Serve	Mind Change	Libero Serve	Serving team Substitute	Receiving team Substitute	Serving team Timeout	Receiving team Timeout
Symbol in line score						M		S	Sx	T	Tx